

2017-18 Budget

TCC Board of Trustees Workshop

June 19, 2017



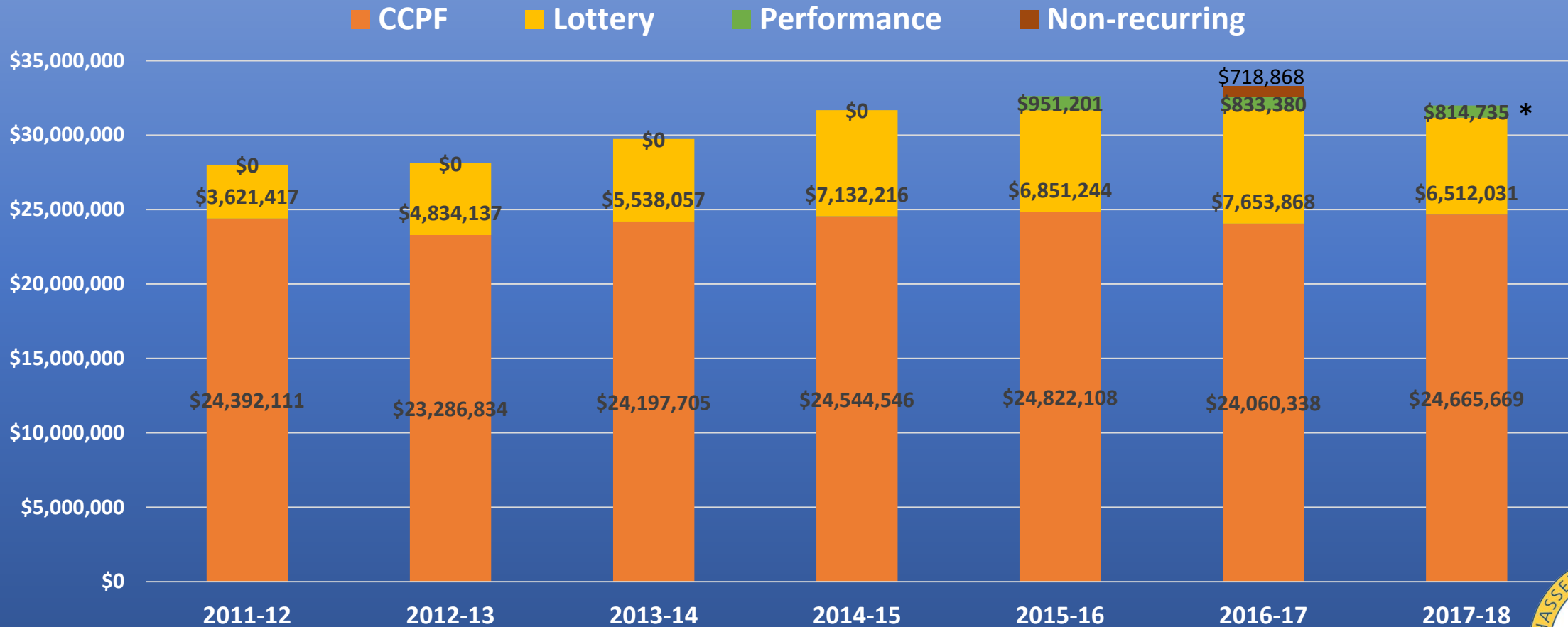
State Appropriation

	2013-14	2014-15	2015-16	2016-17	2017-18
General Appropriation	\$24,197,705	\$24,544,546	\$24,555,816	\$24,896,066	\$24,290,669
Lottery (EETF)	\$5,538,057	\$ 7,132,216	\$ 6,851,244	\$ 7,653,868	\$6,512,031
Non-recurring	\$0	\$0	\$0	\$718,868	\$375,000
Performance Funding	\$0	\$0	\$951,201	\$833,380	\$0
TOTAL	\$29,735,762	\$31,676,762	\$32,358,261	\$34,102,182	\$31,177,700



State Funding

State Revenue History and Estimate



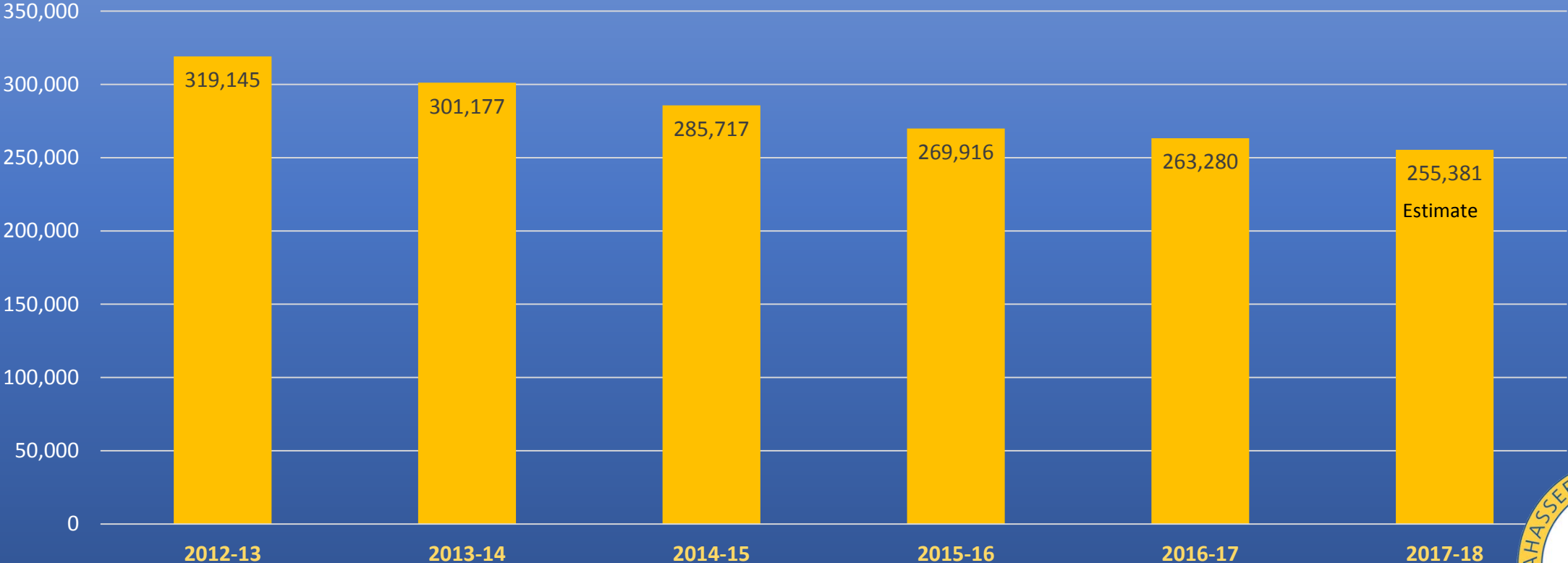
Source: Florida Department of Education, Florida College System Budget Office

*Estimate based on projected allocations



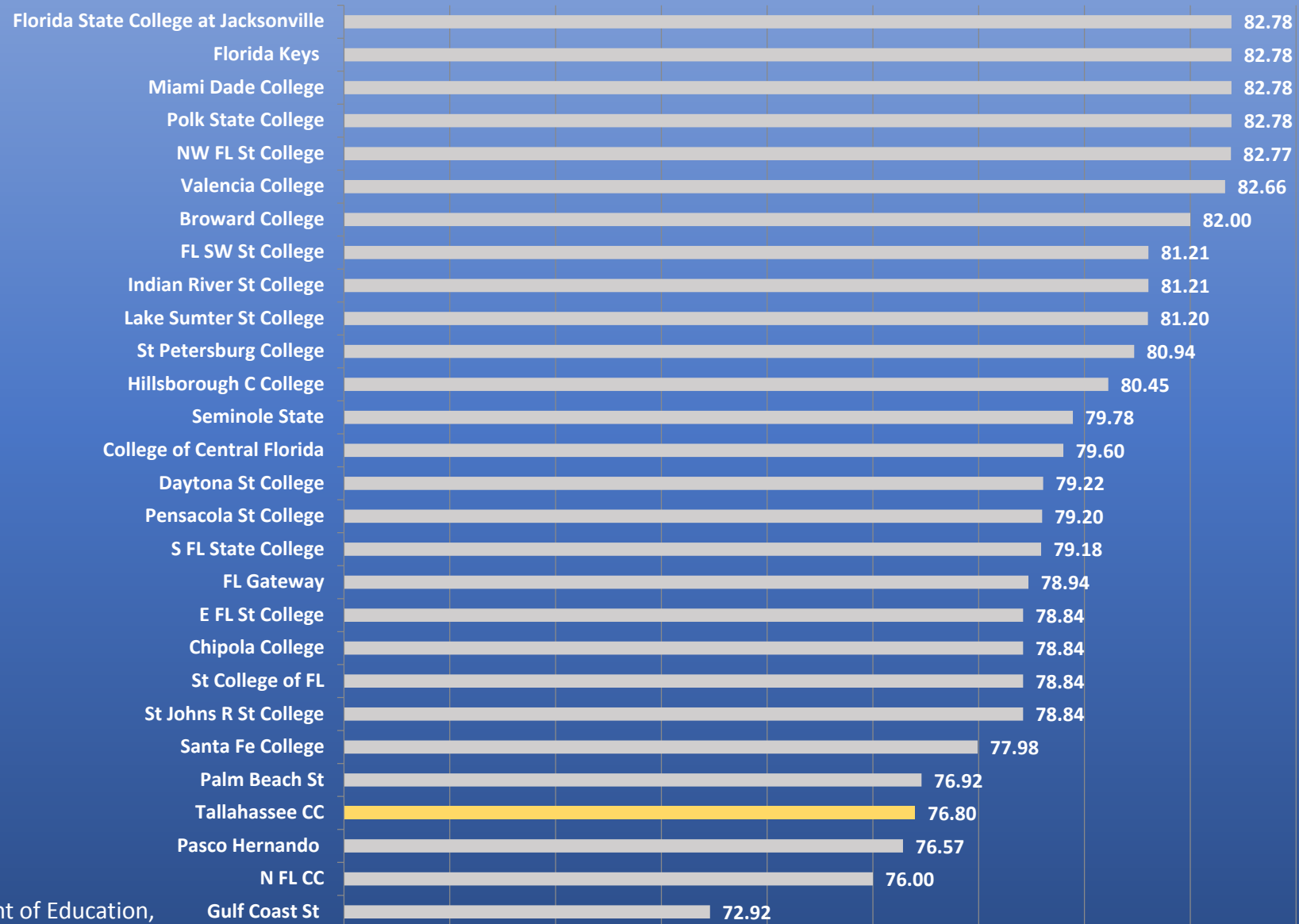
TCC Annual Enrollment

Credit Hours



Tuition per Credit Hour 2016-17

Comparison with Other Florida Colleges



Projected Revenue & Expenses

Revenue		Expenditures	
State General Appropriation	\$24,665,669	Personnel	\$45,944,057
Lottery	\$6,512,031	Operating	\$14,250,000
Tuition & Fees	\$24,923,615	Capital Outlay	\$700,000
Other Revenue	\$777,803		
Federal Support	\$200,204		
Performance Funding	\$814,735*		
Auxiliary Transfer	\$1,000,000		
Fund Balance	\$2,000,000		
Total Revenue	\$60,894,057	Total Expenditure	\$60,894,057

*Projection using *Base at Risk* Amount – Award not determined yet.



Capital Outlay Budget

- PECO Maintenance (Sum of the Digits) Allocation - \$1,254,774
- No TCC capital projects were funded
- No Operating Costs for New Facilities (OCNF) statewide
- No Remodeling/Renovation Allocations statewide



Capital Expenditures

- Continuing campus-wide infrastructure improvements
- Continuing classroom upgrades with the Foundation
- Instituted ongoing equipment preventative maintenance program
- Instituted refresh program for facilities
- Established project priority list



Budget Overview

- Represents a 6% reduction in state appropriations
- Budgets a 2.5% decline in enrollment
- Budgets insurance increase (\$129,000/6 months)
- Budgets FRS increases (\$365,000)
- Achieves a balanced budget
- Retains greater than 5% fund balance as required
- Does not provide a pay increase for employees



Budget Impact

- Impact to student services
- Impacts teaching & student support
- Utilizes fund balance and auxiliary funds
- Employee impact
 - Limits hiring
 - Reduces travel budget
 - Limits OPS
 - Reduces operating budgets



Savings Strategies

- Proposal to pass through merchant fees for credit card services (potential \$340,000 savings)
- Piloted the expanded use of P-Cards and received a \$17,260.69 refund
- Reduced costs for custodial supplies and maintenance equipment by 20% through competitive selection
- Created a 7-day schedule to eliminate pay for weekend compensatory time in Facilities Department
- Terminate contract with third party vendor for payroll processing
- Eliminated weekend classes
- Projected utility savings from energy efficiency measures of \$400,000

